

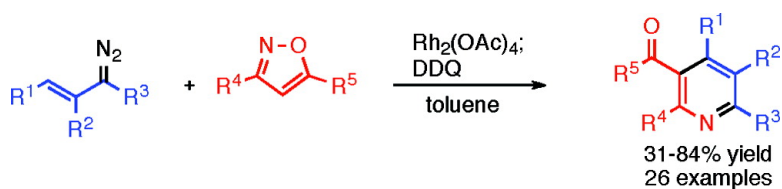
Communication

One-Pot Synthesis of Highly Functionalized Pyridines via a Rhodium Carbenoid Induced Ring Expansion of Isoxazoles

James R. Manning, and Huw M. L. Davies

J. Am. Chem. Soc., **2008**, 130 (27), 8602-8603 • DOI: 10.1021/ja803139k • Publication Date (Web): 13 June 2008

Downloaded from <http://pubs.acs.org> on February 8, 2009



More About This Article

Additional resources and features associated with this article are available within the HTML version:

- Supporting Information
- Links to the 2 articles that cite this article, as of the time of this article download
- Access to high resolution figures
- Links to articles and content related to this article
- Copyright permission to reproduce figures and/or text from this article

[View the Full Text HTML](#)



ACS Publications
 High quality. High impact.

One-Pot Synthesis of Highly Functionalized Pyridines via a Rhodium Carbenoid Induced Ring Expansion of Isoxazoles

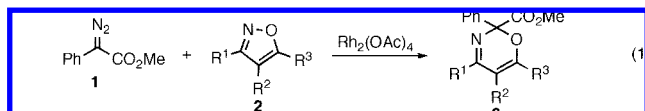
James R. Manning and Huw M. L. Davies*

Department of Chemistry, University at Buffalo, The State University of New York, Buffalo, New York 14260-3000

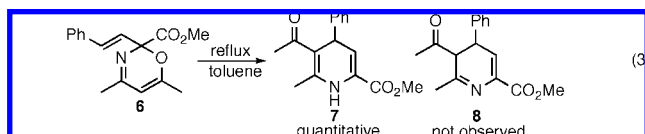
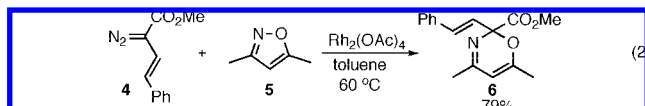
Received April 28, 2008; E-mail: hdavies@buffalo.edu

Functionalized pyridine and 1,4-dihydropyridine derivatives have long been known as important biologically active compounds.^{1,2} While the 1,4-dihydropyridines have been extensively used as calcium channel modulators,^{1b} their oxidized counterparts target a wide variety of biological receptors.² Due to the prevalence of pyridines in pharmaceuticals, agrochemicals, and natural products, their synthesis remains an area of intense current interest to the chemical community.³ Many of the methods for preparing substituted pyridines rely on the Hantzsch reaction⁴ between amines and carbonyl compounds, necessarily restricting functionality at the 3 and 5 positions to carboxyl groups. Other common methods include multicomponent condensation reactions,^{3d} cycloadditions^{3b,g,i,k} and the electrocyclization of azatrienes.^{3a,c,f} We herein report a conceptually distinct approach to the synthesis of highly substituted pyridines from isoxazoles. This approach is based upon a rhodium carbenoid induced ring expansion of isoxazoles, followed by rearrangement to a dihydropyridine and oxidation to the corresponding pyridine.

We recently reported that isoxazoles are capable of undergoing efficient ring expansion reactions with the donor/acceptor-substituted rhodium carbenoid derived from methyl phenyldiazoacetate **1** (eq 1).⁵ The isoxazole ring expansion likely proceeds through an ylide intermediate.⁶

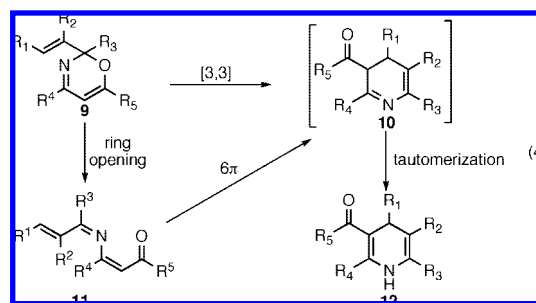


We reasoned that, if the same reaction were conducted with a vinyl diazomethane, the resulting product might then be capable of undergoing a rearrangement to form a 3,4-dihydropyridine. To test this hypothesis, the ring expansion product **6** of 3,5-dimethylisoxazole (**5**) with (*E*)-styrylvinyl diazoacetate **4** was prepared in 79% yield via the $\text{Rh}_2(\text{OAc})_4$ -catalyzed reaction (eq 2). When **6** was heated in toluene, it underwent rearrangement, but the isolated product was 1,4-dihydropyridine **7**, not the expected 3,4-dihydropyridine **8** (eq 3).



This isomeric product was likely formed by a facile tautomerization of the putative rearrangement product **8**. The transformation

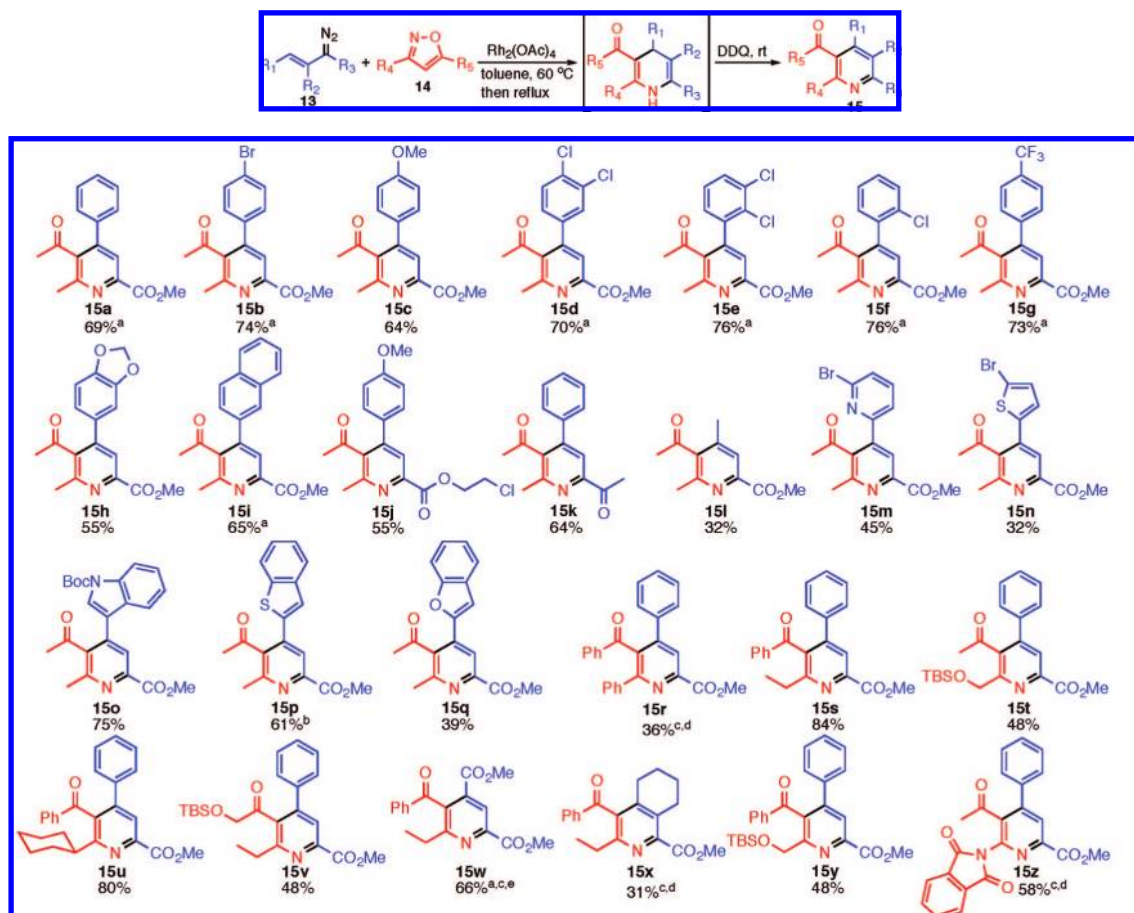
likely proceeds through one of two distinct mechanistic pathways outlined below (eq 4). Upon heating, the N–O insertion product **9** could undergo a Claisen rearrangement to directly give 3,4-dihydropyridine **10**. Alternatively, **9** could undergo an electrocyclic ring opening to azatriene **11**, followed by a 6π electrocyclic ring closure to give **10**. Tautomerization of **10** then leads to the isolated 1,4-dihydropyridine product **12**.



Having demonstrated that the N–O insertion product of an isoxazole with a vinylcarbenoid could successfully rearrange to a 1,4-dihydropyridine, the next step was to develop a one-pot synthesis of the corresponding pyridine. The reaction conditions were carefully chosen according to the following criteria: (1) reversible coordination of the isoxazole nitrogen lone pair to the Rh(II) catalyst necessitates conducting the diazo compound addition at elevated temperatures to ensure decomposition to the carbenoid; (2) vinyl diazo compounds are prone to undergo a 6π electrocyclic reaction to form pyrazoles at elevated temperatures;⁷ and (3) the solvent must have a high boiling point to efficiently promote the subsequent rearrangement and must not react with the carbenoid. As such, the optimal conditions for most of the examples shown require a 30 min syringe pump addition of the diazo compound to the solution of catalyst and isoxazole at 60 °C in toluene. The solution is then heated at reflux for 4 h before being cooled to ambient temperature for the DDQ oxidation.

The results of this study are shown in Table 1. The reaction is very efficient for most of the reactions with substituted arylvinyl diazoacetates and **5**, with the yields being slightly higher for electron-deficient aromatics (**15a–15j**). The standard reactions were conducted with 2 mol % of catalyst, but in many cases, the reactions could be conducted with just 0.5 mol % of catalyst without any loss in yield. A good yield can also be obtained using an arylvinyl diazo ketone (**15k**) and a diester-substituted vinyl diazo compound (**15w**). The electron-rich heteroaromatic vinyl diazoacetates (**15m–15q**) gave lower yields with the exception of the Boc-protected indolylvinyl diazoacetate (**15o**). A particularly attractive feature of this method is the ready access of 3,5-disubstituted isoxazoles using the copper-catalyzed process developed by Fokin and co-workers.⁸ Thus, the pyridines can be widely varied by use of a two-step, three-component coupling protocol (eq 5), as

Table 1. One-Pot Synthesis of Highly Functionalized Pyridines



Uniform conditions unless otherwise noted: 2 equiv of diazo compound, 2 mol % of $Rh_2(OAc)_4$, 30 min diazo compound addition at 60 °C, then reflux for 4 h, then rt DDQ addition. ^a With 0.5 mol % of $Rh_2(OAc)_4$ used. ^b With 4 equiv of diazo compound used. ^c Diazo compound added at reflux. ^d With 3 equiv of diazo compound used. ^e Refluxed overnight after diazo compound addition.

illustrated in products **15r–15y**. A protected 2-aminopyridine **15z** was also synthesized from a protected 3-aminoisoxazole. The structure of pyridine **15b** has been unambiguously determined by X-ray crystallography.⁹



In summary, an efficient one-pot procedure for the synthesis of highly functionalized pyridines and 1,4-dihydropyridines has been developed. The reaction proceeds via an initial carbenoid induced ring expansion of isoxazoles followed by a rearrangement/tautomerization/oxidation sequence. A wide variety of 3,5-disubstituted isoxazoles and vinyl diazomethanes are compatible with this sequence.

Acknowledgment. The National Institutes of Health (GM080337) is gratefully acknowledged. J.R.M. thanks the National Institutes of Health for a Ruth L. Kirschstein predoctoral fellowship (DA019287). We thank Mateusz Pitak and Milan Gembicky for the X-ray crystallographic analysis.

Supporting Information Available: Full experimental data for the compounds described in this paper; X-ray crystallographic file in CIF format. This material is available free of charge via the Internet at <http://pubs.acs.org>.

References

- (a) Joule, J. A.; Mills, K. *Heterocyclic Chemistry*, 4th ed.; Blackwell: Oxford, UK, 2000. (b) Triggler, D. J. *Cell. Mol. Neurobiol.* **2003**, *23*, 293–303.
- For a thorough review of the history, applications, and synthesis of pyridine derivatives, see: Henry, G. D. *Tetrahedron* **2004**, *60*, 6043–6061.
- For recent syntheses of highly substituted pyridines, see: (a) Colby, D. A.; Bergman, R. G.; Ellman, J. A. *J. Am. Chem. Soc.* **2008**, *130*, 3645–3651. (b) Barluenga, J.; Fernández-Rodríguez, M. A.; García-García, P.; Aguilar, E. *J. Am. Chem. Soc.* **2008**, *130*, 2764–2765. (c) Parthasarathy, K.; Jegannathan, M.; Cheng, C.-H. *Org. Lett.* **2008**, *10*, 325–328. (d) Dash, J.; Lechel, T.; Reissig, H.-U. *Org. Lett.* **2007**, *9*, 5541–5544. (e) Movassaghi, M.; Hill, M. D.; Ahmad, O. K. *J. Am. Chem. Soc.* **2007**, *129*, 10096–10097. (f) Trost, B. M.; Gutierrez, A. C. *Org. Lett.* **2007**, *9*, 1473–1476. (g) Fletcher, M. D.; Hurst, T. E.; Miles, T. J.; Moody, C. J. *Tetrahedron* **2006**, *62*, 5454–5463. (h) Movassaghi, M.; Hill, M. D. *J. Am. Chem. Soc.* **2006**, *128*, 4592–4593. (i) Tanaka, K.; Suzuki, N.; Nishida, G. *Eur. J. Org. Chem.* **2006**, 3917–3922. (j) Yamamoto, Y.; Kinpara, K.; Ogawa, R.; Nishiyama, H.; Itoh, K. *Chem.—Eur. J.* **2006**, *12*, 5618–5631. (k) McCormick, M. M.; Duong, H. A.; Zuo, G.; Louie, J. *J. Am. Chem. Soc.* **2005**, *127*, 5030–5031.
- (a) Sausins, A.; Duburs, G. *Heterocycles* **1988**, *27*, 269–289. (b) Stout, D. M.; Meyers, A. I. *Chem. Rev.* **1982**, *82*, 223–243.
- Manning, J. R.; Davies, H. M. L. *Tetrahedron* **2008**, doi:10.1016/j.tet.2008.03.010.
- For other recent examples of rhodium carbenoid reactions involving ylides, see: (a) Liao, M.; Peng, L.; Wang, J. *Org. Lett.* **2008**, *10*, 693–696. (b) Padwa, A. *J. Organomet. Chem.* **2005**, *690*, 5533–5540. (c) Yan, M.; Jacobsen, N.; Hu, W.; Gronenberg, L. S.; Doyle, M. P.; Colyer, J. T.; Bykowski, D. *Angew. Chem., Int. Ed.* **2004**, *43*, 6713–6716.
- Davies, H. M. L.; Clark, D. M.; Smith, T. K. *Tetrahedron Lett.* **1985**, *26*, 5659–5662.
- Hansen, T. V.; Wu, P.; Fokin, V. V. *J. Org. Chem.* **2005**, *70*, 7761–7764.
- The X-ray crystallographic data have been submitted to the Cambridge Structure Database; Pitak, M.; Gembicky, M.; Coppens, P. Private Communication, 2008, CCDC 675737.

JA803139K